




Hello everyone! We hope you have a nice day doing your remote learning.

Our word of the day is: **jubilant** - This means extremely happy. For example, Mrs Grinling was jubilant when she thought of making mustard sandwiches.

<p>Today's activities are:</p>									
<p>1. Maths: Multiplication and Division – Using arrays</p> <p>We learned a lot about using arrays to help us to solve multiplication and division calculations last term. Remember that arrays help us to organise and picture multiplication and division questions. e.g.</p> <div style="display: flex; justify-content: space-around; align-items: center;"> <div style="text-align: center;">  <p>2 x 4 array</p> </div> <div style="text-align: center;">  <p>4 x 2 array</p> </div> </div> <p>Activities: We would like you to explore the discussion problems we have uploaded for you about arrays. You will need to draw your own arrays to help you think about the problem. Remember, there may be more than one solution to the problem. We'd love to see how many you can find.</p> <p><i>Tricky to draw the arrays?</i> A top tip is to use objects for your arrays as you can move them around e.g. pasta shapes.</p>									
<p>2. English:</p> <p><b>Reading:</b> Lighthouses Comprehension</p> <p>We would like you to find out about lighthouses today by reading the comprehension and answering the questions.</p> <p>Please complete the comprehension that matches your book band level.</p> <p>Comprehension 1: Children reading Red, Yellow, Blue, Green and Orange books.          Comprehension 2: Children reading Turquoise, Purple and Gold books.          Comprehension 3: Children reading White, Lime, Copper, Topaz, Ruby and Emerald books.</p> <p>If you are on the Red – Turquoise book bands, a grown up can help you to read the text or read the text and questions to you.</p> <p>Mark your own work using the answers' pdfs.</p> <p><b>Phonics:</b> Focus sound of the day is: <b>ai</b>. How many different graphemes (ways of writing this sound) can you find? Look for words in your reading books with this sound. Create a sorting table of words for each of the graphemes e.g.</p>									
<table border="1" style="width: 100%; text-align: center;"> <tr> <td style="width: 25%;">ai</td> <td style="width: 25%;">ay</td> <td style="width: 25%;">eigh</td> <td style="width: 25%;">a-e</td> </tr> <tr> <td>rain</td> <td>day</td> <td>eight</td> <td>cake</td> </tr> </table>	ai	ay	eigh	a-e	rain	day	eight	cake	
ai	ay	eigh	a-e						
rain	day	eight	cake						

**Handwriting:** We are going to be recapping the **ai** and **ay** joins today: Practise writing the joins neatly.

ai ay

Write out the words from the word bank below three times each.

Word bank: wait, snail, explained, today, always, crayon, Wednesday

1. For PE today we would like you to follow the following dances videos. Here are the links.

Footloose: <https://www.youtube.com/watch?v=JpVes8qpQc>

Can't Stop the Feeling: <https://www.youtube.com/watch?v=KhfkYzUwYFk>

We'd love to know which is your favourite!

### Big Enquiry:

The ocean is full of wonderful creatures. We would like you to choose a creature to find out about either using books or some websites. The Sea-Life Centre website is a good place to start.

**Activity:** Draw a picture of your sea creature and write three sentences about your sea creature.

Remember to give yourself a tick when you have completed these activities too!



Read out loud to someone



Practise your mental maths



Practise your spellings



Practise your handwriting



Keep active and exercise