
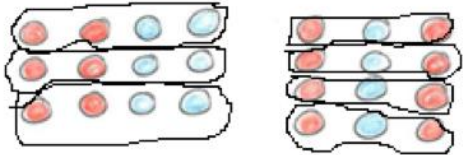
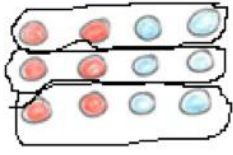
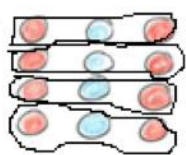


Wednesday 6th January 2021

Hello everyone! We hope you have a lovely day doing your remote learning.

Our word of the day is: **industrious** - This means hard working. For example, Year 2 are a very industrious year group.

<p>Today's activities are:</p>	
<p>1. Maths: Multiplication and Division- Arrays</p> <p>We are going to continue to explore how we can use arrays to solve multiplication and division problems.</p> <p>Drawing an array:</p>  <div style="display: flex; justify-content: space-around; margin-top: 10px;"> <div style="text-align: center;">  $12 \div 4 = 3$ </div> <div style="text-align: center;">  $12 \div 3 = 4$ </div> </div> <p>Activities: We would like you to have a go at the discussion problems we have uploaded for you about dividing numbers into equal groups using arrays. Remember that you may be able to divide the number in several equal groups. We wonder how many you can find?</p> <p><i>Tricky to draw the arrays?</i> A top tip is to use objects for your arrays as you can move them around e.g. pasta shapes.</p>	
<p>2. English: SPaG: - different sentence types</p> <p>Today we would like you to recap the four different sentence types that we learned about last term. Remember, we can write statements, commands, exclamations and questions. Each sentence type has a different purpose (job).</p> <p>Activities: Read the poster attached to remind yourself about the sentence types. Answer the questions on the mild, hot and spicy sheets. We would like you to do the mild sheet and have a go at the hot sheet. If you are feeling super confident, try the spicy as an extension. If you are unable to print them off, write down your answers on a piece of paper. You can mark your work yourself using the answer sheet.</p> <p>Reading: Please read for 10 minutes today and talk about your reading with a grown up.</p> <p>Phonics: Focus sound of the day is: ai. Can you be a phoneme spotter and find all of the words with the 'ai' phoneme in the report? If you print the sheet out, you could use a highlighter or colouring pencil to find all of the different graphemes. If you are unable to print out the sheet, write the words down that you have found and highlight the graphemes.</p>	

Handwriting: We are going to be recapping the **th** and **ch** joins today: Practise writing the joins neatly.

ch th

Write out the words from the word bank below three times each.

Word bank: they, father, clothes, child, children, school

3. For PE today we would like you to do some PE with Joe Wicks. Joe will be making some new PE lessons next week so it'll good to remind our bodies about how to do the workouts. Use the link below.

<https://www.youtube.com/watch?v=UFKf4X0pyKs>

Remember to give yourself a tick when you have completed these activities too!



Read out loud to someone

☐

Practise your mental maths

☐

Practise your spellings

☐

Practise your handwriting

☐

Keep active and exercise

☐