

# Homework/Extension

## Step 4: 100s, 10s, 1s 2

### National Curriculum Objectives:

- Mathematics Year 3: (3N2a) [Read and write numbers up to 1000 in numerals and in words](#)  
Mathematics Year 3: (3N3) [Recognise the place value of each digit in a three-digit number \(hundreds, tens, ones\)](#)  
Mathematics Year 3: (3N6) [Solve number problems and practical problems involving 3N1 - 3N4](#)

### Differentiation:

#### Questions 1, 4 and 7 (Varied Fluency)

**Developing** Write the 3-digit number for each set of place value counters using knowledge of place value, without the use of zero as a place holder.

**Expected** Write the 3-digit number for each set of place value counters using knowledge of place value, with some use of zero as a place holder.

**Greater** Write the 3-digit number for each set of place value counters using knowledge of place value, with some use of zero as a place holder and unconventional partitioning.

#### Questions 2, 5 and 8 (Varied Fluency)

**Developing** Match two flash cards to place value charts using knowledge of place value, without the use of zero as a place holder.

**Expected** Match three flash cards to place value charts using knowledge of place value, with some use of zero as a place holder.

**Greater Depth** Match three flash cards to place value charts using knowledge of place value, with some use of zero as a place holder and unconventional partitioning.

#### Questions 3, 6 and 9 (Reasoning and Problem Solving)

**Developing** Explain whether the statement is correct using knowledge of place value, without the use of zero as a place holder.

**Expected** Explain whether the statement is correct using knowledge of place value, with some use of zero as a place holder.

**Greater Depth** Explain whether the statement is correct using knowledge of place value, with some use of zero as a place holder and unconventional partitioning.

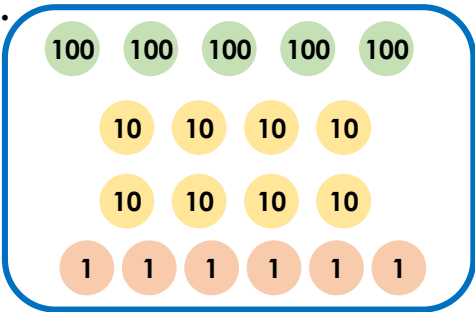
More [Year 3 Place Value](#) resources.

Did you like this resource? Don't forget to [review](#) it on our website.

# 100s, 10s, 1s 2

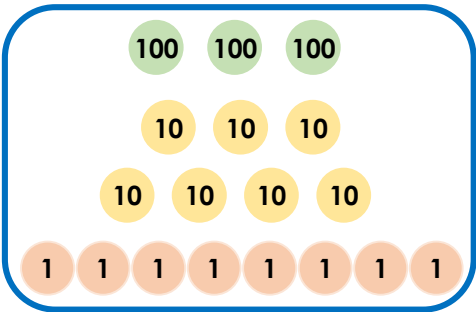
1. Write the 3-digit numbers shown by the place value counters.

**A.**



500 + 80 + 6 = 586

**B.**




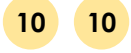
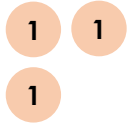
300 + 60 + 8 = 368



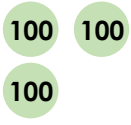

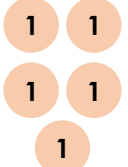
VF  
HW/Ext

2. Match the flash cards to the value shown on the place value chart.

**A.**

100s	10s	1s
		

**B.**

100s	10s	1s
		

365

423


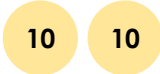
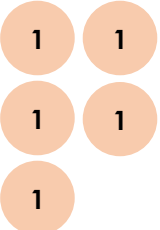


VF  
HW/Ext

3. Fiona is thinking about place value.



If I subtract 2 ones from this number, I will have 625.

Hundreds	Tens	Ones
		

Is she correct? Explain your answer.



RPS  
HW/Ext

# 100s, 10s, 1s 2

4. Write the 3-digit numbers shown by the place value counters.

**A.**

3 hundreds (green), 8 tens (yellow), 4 ones (orange)

**B.**

6 hundreds (green), 7 ones (orange)



VF  
HW/Ext

5. Match the flash cards to the value shown on the place value chart.

**A.**

100s		10s		1s
100	100	10	10	1
100	100	10	10	1
100	100	10	10	

**B.**

100s	10s	1s	
100		1	1
100		1	1
100		1	1

**C.**

100s		10s		1s
100	100	10	10	
100	100	10	10	
100	100	10		

662

650

506



VF  
HW/Ext

6. Tom is thinking about place value.



If I subtract 3 hundreds from this number, I will have 702.

Hundreds	Tens	Ones
100 100		1 1
100 100		1 1
100 100		1
100		

Is he correct? Explain your answer.

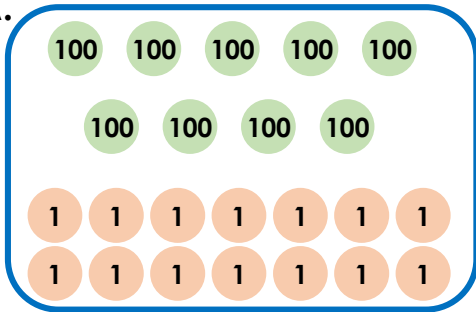


RPS  
HW/Ext

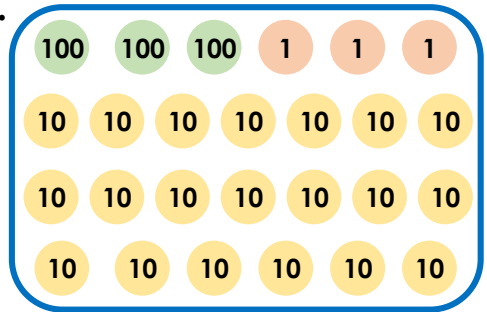
# 100s, 10s, 1s 2

7. Write the 3-digit numbers shown by the place value counters.

A.



B.



VF  
HW/Ext

8. Match the flash cards to the value shown on the place value chart.

A.

100s	10s	1s
100 100		1 1 1 1 1 1 1 1
100 100	10	1 1 1 1 1 1 1 1
100 100		1 1 1 1 1 1 1 1

B.

100s	10s	1s
100 100		
100 100		1 1
100 100		

C.

100s	10s	1s
100 100		1 1 1 1 1 1 1 1
100 100		1 1 1 1 1 1 1 1
100 100		1 1 1 1 1 1 1 1

602

612

621



VF  
HW/Ext

9. Imra is thinking about place value.



If I subtract four tens from this number, I will have 889.

Hundreds	Tens	Ones
100 100	10 10 10	1 1
100 100	10 10 10	1 1
100 100	10 10 10	1 1
100	10 10 10	1 1

Is she correct? Explain your answer.



RPS  
HW/Ext

## Homework/Extension

### 100s, 10s, 1s 2

#### Developing

1. A – 586; B – 378
2. A – 423; B – 365
3. Fiona is incorrect. The number on the place value chart shows 825 so if Fiona subtracts 2 ones from this, she will have 823, not 625. Fiona has subtracted 2 hundreds, not 2 ones.

#### Expected

4. A – 384; B – 607
5. A – 662; B – 506; C – 650
6. Tom is incorrect. The number on the place value chart shows 705 so if Tom subtracts 3 hundreds from this, he will have 405, not 702. Tom has subtracted 3 ones, not 3 hundreds.

#### Greater Depth

7. A – 914; B – 503
8. A – 621; B – 602; C – 612
9. Imra is incorrect. The number on the place value chart shows 849 so if Imra subtracts four tens from this, she will have 809, not 889. Imra has added four tens, not subtracted four tens.