



Symmetry at home

Year 4 Unit 4
Homework 21

You need:

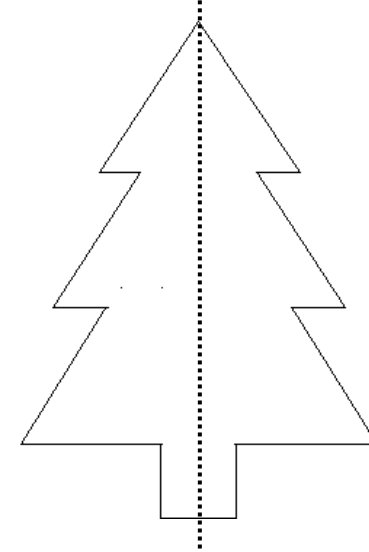
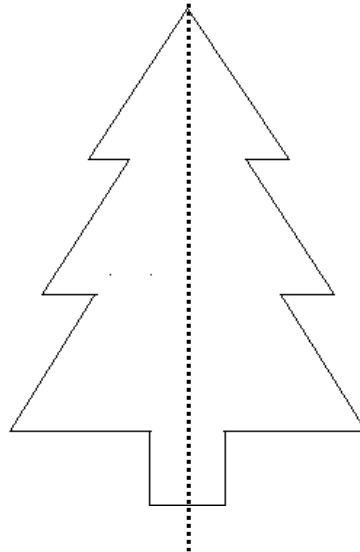
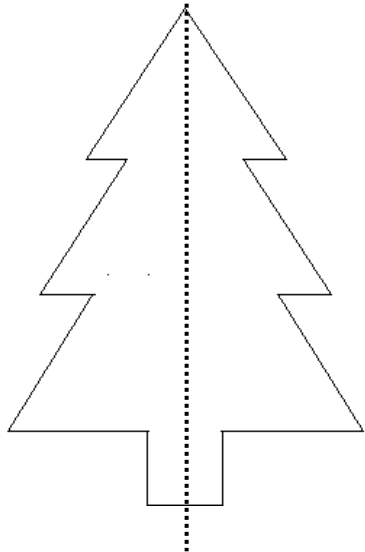
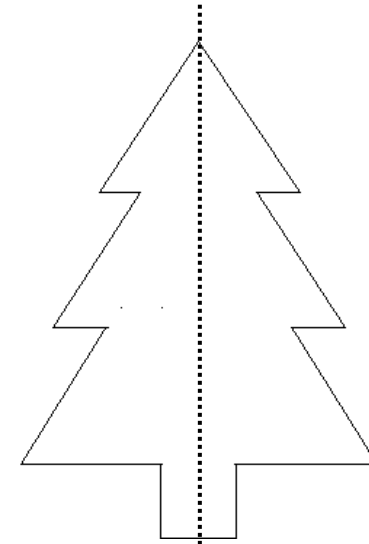
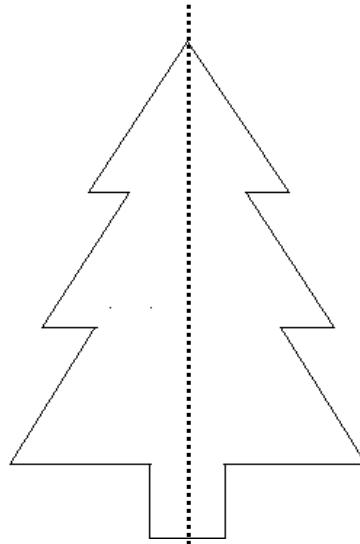
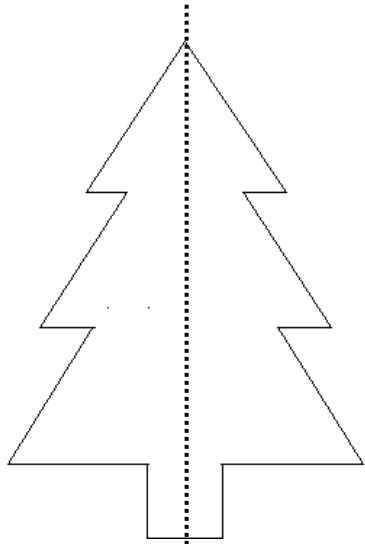
- paper and pencil

- Look at the faces on objects around your home or garden. Find 2 objects to fit in each cell of the table below.
- Record your results in the table. Sketch each object. Insert the lines of symmetry where appropriate.

The face on this object has:					
1 line of symmetry	1 or more diagonal lines of symmetry	1 horizontal line of symmetry	1 vertical line of symmetry	2 or more lines of symmetry	no lines of symmetry

Symmetrical Christmas Trees

Add details such as decorations and presents to each of these trees but take care to **keep them symmetrical!**



Symmetrical Snowmen

Add details such as clothes and faces to each of these snowmen but take care to **keep them symmetrical!**

