






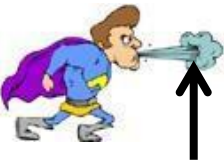



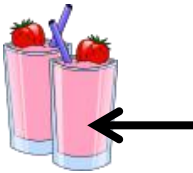


Year 4 Optional Home Learning 19.11.20

Classify items as solids, liquids and gases

Draw a table with 3 columns -with headings of solid, liquid and gas, like the one below. Add the pictures into the correct column.

Solid	Liquid	Gas	
 <p>Smoke</p>	 <p>Spoon</p>	 <p>Milk</p>	 <p>Pencil</p>
 <p>Brick</p>	 <p>Fumes</p>	 <p>Water</p>	 <p>Wind</p>
 <p>Juice</p>	 <p>Ice cube</p>	 <p>Steam</p>	 <p>Milkshake</p>

Extension: Think of some examples of your own and add them.