





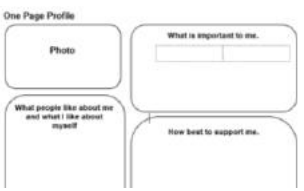


Date: Monday 13<sup>th</sup> July

Our word of the day is: **curious**



Today's activities are:	
<p>1. <b>English:</b> This week's assignment to be uploaded onto Teams: we are all so proud of you and everything you have achieved this year. We want to know what you are most proud of learning. Talk with your grown up about all the things you have learnt this year. These could be things you have learnt in your school work such as: learning your sounds, reading, writing your name and letters, solving maths problems etc... At home: riding a bike without stabilisers, learning to cook something new, building a model out of Lego, or something else such as doing up your own zip or making new friends. Talk to your grown up about how you found learning these new things, were they tricky? Did you keep on trying until you could do it? Now with a grown up think about the thing you are most proud of learning this year at school or at home.</p> <p><b>Task:</b> Write your name on the top of the page and then write a sentence explaining what you are most proud of achieving this year. Write a second sentence explaining how you felt when you realised you could do it. Draw a picture of you doing what you are really proud of.</p>	
<p>2. <b>Maths:</b> Today we are looking at halving and making sure that things are shared fairly between two. You might like to start by watching the story about half:  <a href="https://www.youtube.com/watch?v=hVaxiJB6Fls">https://www.youtube.com/watch?v=hVaxiJB6Fls</a>. Now look at the first apple tree. How many apples are on the tree? You need to put half on the first plate and the other half on the second plate. Draw the apples one at a time adding the first to the first plate and the second to the second plate. Cross them off the tree as you pick them. Once you have picked all the apples write how many are on the lines underneath. You could use small objects and two plates at home to be the apples and carrots so that you can move them in front of you to help.</p>	
<p><b>Extension:</b> Can you find half of the carrots to feed the bunnies? Draw a carrot in each bowl and cross them out as you pick them from the soil. Write down how many carrots each rabbit would have on the line underneath them. Extra challenge: What would you do with 17 carrots to make it fair?</p>	  

<p>3. Picture for your big friend to be <b>uploaded onto Teams</b>: draw a picture of your big friend or you and your big friend and add your names to your picture. If you would like to write them a little message as well, then you can. Please upload these onto Teams by the end of the day so that they can be printed and given to your big friend before they leave.</p>	
<p>4. One Page Profile to be <b>uploaded onto Teams</b>: talk with a grown up about the things that are important to you. These might be people, objects or places. Ask the other people in your house what they like about you and tell them what you like about yourself too. Then discuss with your grown up how the teachers at school can help you with your learning.</p>	

Remember to give yourself a tick when you have completed these activities too!



Read out loud to someone

☐


Played on Nessy for 15 minutes

☐


Practised your ECCB words

☐


Kept active and exercise

☐